


Do you believe she deserves to live even though she lives outside?

➤ Do you care for or see stray or feral cats/kittens?

➤ Are you curious about how to help solve the cat over-population problem in San Antonio?

➤ Then you are in the right place!



WELCOME!

In order to receive credit for “attending” this class and to receive the free trap loan and spay/neuter subsidy, please visit our website @ www.sanantonioferalcats.org and register for this class.

You will learn:

- basics about the **T**rap-**N**euter-**R**eturn (**TNR**) process
- how to safely and humanely manage and reduce the outdoor cat population numbers
- low-cost spay/neuter options
- free trap loan resources
- TNR recovery care
- Other helpful information





About Us

- An all-volunteer 501(c)3 non-profit corporation (we don't work for any clinic)
- Operates on tax-deductible donations
- Founded in 2004

Mission

- To reduce the overpopulation of cats in the San Antonio area through public education, Trap-Neuter-Return (TNR), rescue, and empowering the community to care for outside cats.

TNR = Trap-Neuter-Return

- Only effective and humane method to reduce overpopulation
- Method used worldwide
- Identified by left ear tip




- Endorsed and supported by San Antonio --- and other cities in and around SA
- Expansion of TNR in these areas relies on you!




Basics about TNR





- Catch and remove is ineffective
- TNR addresses the real problem by stopping the breeding
- Returned cats are key to the process
- If cats are removed and not returned, more cats will move in and repopulate that area.
- This is called the vacuum effect!



Why does TNR work?

Benefits of having a TNR'd Cat(s)





-  **Guard cat**
-protects against from other cats moving in
-  **Spayed/Neutered**
-no unwanted kittens
-no unwanted mating behavior
-  **Ear-tipped**
-easily identified
as spayed or neutered
-  **Vaccinated (rabies)**
-no spreading of disease



An average cat:



- can get pregnant at 4 months old
- can have 1-8 kittens per litter
- can have 2-3 litters per year
- Mom cat can go into heat 1 month after having kittens
- Gestation period is roughly 9 weeks



➤ The TNR program is for ANY unsterilized cat living outside!

➤ BUT....the cats are only accepted by the clinics in traps (no carriers or pet taxis)

YES!

Cats eligible for TNR Block 6 in handout

Step 1: Call SAFCC Helpline or send an email request for a trap (Block # 1 has our contact information).

*-Traps can be borrowed with a refundable deposit- \$25 per trap
Up to 3 traps --- for 2 weeks --- You need 1 trap per cat*

Step 2: Trap loan volunteer will return your call and you all will arrange a place to meet to pickup the trap(s).

Step 3: Use the trap(s) in a timely fashion and try to return as soon as you can.
-2 week extension available if needed

Step 4: Clean trap and contact trap loan volunteer to set a time/location for trap return.
-Deposit will be returned at this time

Your name, contact #, zip code, request for traps





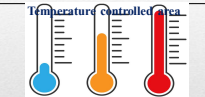



Free Trap Loan Info.

Block 4 in handout

For clinic updates, please check out our website:
sanantoniotalcats.org (Block 1)

Select "TNR Resources" Tab
 Select "Spay and Neuter Clinics"
 (demonstration will be shown)

Low cost spay and neuter options Block 8 in handout

<small>Keep the same feeding time/location</small> 	<small>Don't feed a full meal</small> 	<small>Keep trap covered</small> 
 <small>Supervise the trap</small>	 <small>Temperature controlled area</small>	 <small>Secure trap before transporting</small>
 <small>Prepare vehicle prior to transport</small>	 <small>Do NOT touch cat</small>	

Key Points Blocks 3,5,6 in handout

Trap Demonstration



- Count and track cats (PREGNANT cats are priority)
- Maintain same feeding time/location
- Decide when to trap
- Choose clinic – check on schedule and procedure
- Establish recovery area
- Gather supplies
- Arrange to get traps early



Initial Preparation

Blocks 2 and 3 in handout

Step by Step Guide: Trap-Neuter-Return



Video courtesy of Alley Cat Allies. You can see more videos and great information on the ACA website
www.alleycat.org



➤ Pregnant cats (PRIORITY!)

➤ Nursing mothers

➤ Kittens

-at least 12 weeks old, 2 pounds

➤ Friendly strays



We DO NOT
pick up
kittens/cats

Remember, the
point of TNR
is colony
stabilization
NOT adoption!


What if there are special situations?

- Not hungry enough. Withhold food (up to 3 days)
- Other feeders
- Experiment with bait (don't put cans or aluminum foil in the trap)
- Ants
- Partially cover trap
- Big boy trap
- Desensitize to trap
- String method






What if the cat is too smart (won't get in the trap)?

- Cats remain in covered traps!
- Keep in the trap for 24 hrs. after surgery
- Never reach inside the trap
- Provide food and water
- Check as often as possible, especially females
- Temperature controlled to 65-85 degrees
- Monitor for bleeding, eating and eliminating



Cats must be returned to where they were trapped!



TNR Recovery Care Block 6 in handout

Stop the breeding, not the feeding



Be a responsible caretaker

- Feed and water cats discreetly
- Keep feeding areas clean
- Never leave food out after dark
- Get a cat colony permit if needed



- Answer neighbor concerns, complaints
- Stay calm
- Explain TNR and the Vacuum Effect




Your actions help your community



Help Line

Volunteer Opportunities

- To subsidize spay/neuter clinics for individual trappers
- To fund large emergency trapping projects
- To provide help for cats in crisis
- No amount is too small – it all helps!



Thanks
So Much!

Donations

In order to receive credit
for “attending” this class and to receive
the free trap loan and spay/neuter subsidy,
please visit our website @
www.sanantonioferalcats.org
and register for
this class.

If you need assistance with community cats or your colony, need to borrow or buy traps or have any questions... contact us!

- Helpline 210-877-9067
- Website www.sanantonioferalcats.org
- Facebook www.facebook.com/safcc
- Mail address: P.O. Box 692308, San Antonio, TX 78269-2308



➤ **VERY IMPORTANT!** Constant Contact email messaging system. Sign up to stay informed.

Contact Information

Block 1 on handout
